



Olive air

Heating | Cooling | Refrigeration

Indoor Unit Reference Sheet



Olive Air Ltd

Unit 13 Berwick Road, Ipswich, Suffolk, IP3 9RY

T – 01473 928660 E-info@oliveair.co.uk

'Olive Air' is the business name of Olive Air Limited, registered in England and Wales No. 13220376.

M Series



The Adaptable **M Series Range**

Designed to cool or heat small to medium sized spaces, such as residential, retail and small office applications, the M Series range provides a versatile, yet affordable air conditioning solution.

Quick to install, the range includes some of the quietest units on the market. Available in a variety of options, the M Series range fits in wherever it's needed, with a choice of wall or floor mounted indoor units.

Wall Mounted Systems

- Top of the range Premium Inverter series, available in red, black or white
- Stylish Zen Inverter series, available in black, silver or white
- Mid-range Elegance Inverter series designed to suit popular demand
- Cost effective Classic Inverter series

MSZ-LN R32

Premium Wall Mounted System

Inverter Heat Pump



Ruby Red (R)



Onyx Black (B)



Natural White (W)



Pearl White (V)

The **MSZ-LN** range is our flagship wall mounted system, that blends energy efficiency with a sophisticated streamlined design. Finished with a choice of four rich colours and a premium quality feel, this range features the latest product innovations, all designed to enhance the user experience, and is an excellent choice for residential or small commercial applications.

Key Features & Benefits

- Built-in Plasma Quad Technology neutralises viruses, bacteria, allergens, PM2.5, mould and dust, inhibiting 99.8% of SARS-CoV-2*
- 3D i-see sensor provides energy efficient, customised comfort by automatically monitoring room occupancy, position and body temperatures
- Built in Wi-Fi interface enables system control & monitoring via the Mitsubishi Electric MELCloud app; plus voice control - compatible with Amazon Alexa or Google Assistant-enabled devices
- Dual-Barrier Coating to the heat exchanger, fan and air duct prevents dust and grease accumulation
- Energy efficient, ultra-quiet operation with a choice of fan speeds
- User-friendly backlit controller for remote operation, including scheduling options


MSZ-EF R32

Zen Wall Mounted System

Inverter Heat Pump



Black (B)



Silver (S)



White (W)

The **MSZ-EF** is a modern, small-scale wall mounted air conditioning system that effortlessly blends energy efficiency, low noise, Wi-Fi control and air filtration with a sophisticated, streamlined design. Available in capacities from 1.8kW to 5kW and connectable as a single or multi-split system, Zen is the perfect solution for residential and small office applications.


Key Features & Benefits

- Stylish design in a range of three distinct colours - black, silver and white
- Built in Wi-Fi interface enables system control & monitoring via the Mitsubishi Electric MELCloud app; plus voice control - compatible with Amazon Alexa or Google Assistant-enabled devices
- In-room air purification through our advanced V-Blocking filter, neutralising viruses, allergens, dust and mould
- Easy operation via a backlit controller with 7 day time clock
- Compatible with Plasma Quad Connect - an innovative, bolt-on air purifying device which neutralises viruses, bacteria, allergens, PM2.5, mould and dust. For more information, please refer to page 1.1.7

MSZ-AP / MSZ-AY R32

Elegance Wall Mounted System

Inverter Heat Pump



The **MSZ-AP & MSZ-AY** wall mounted systems deliver excellent flexibility and energy efficiency for air conditioning projects. With a stylish design, range of capacities from 1.5kW to 7.1kW, and connection capability to single as well as multi-split systems, the Elegance series is a great fit for residential and light commercial applications.

Key Features & Benefits

- Elegant and sleek design to complement multiple application types
- High seasonal efficiencies, offering energy saving and low running costs
- Low noise levels, including Night Mode setting, for minimal disturbance to occupants
- Built in Wi-Fi interface enables system control & monitoring via the Mitsubishi Electric MELCloud app; plus voice control - compatible with Amazon Alexa or Google Assistant-enabled devices
- Dual-Barrier coating on the heat exchanger, fan and air duct prevents dust and grease accumulation within the unit, ensuring long-term, efficient operation (MSZ-AY only)
- Self-cleaning mode prevents mould and odours, allowing cleaner air to be delivered to the space (MSZ-AY only)
- Luxury Matt finish ensures easy cleaning and consistent premium appearance (MSZ-AY only)
- In-room air purification through an advanced V-Blocking filter, neutralising bacteria, viruses, allergens, dust and mould
- Compatible with Plasma Quad Connect - an innovative, bolt-on air purifying device which neutralises viruses, bacteria, allergens, PM2.5, mould and dust. For more information, please refer to page 1.1.7

MSZ-HR R32

Classic Wall Mounted System

Inverter Heat Pump



The **MSZ-HR** range of wall mounted split systems is now available in capacities up to 7.1kW, making them ideal for light commercial applications such as small offices & retail spaces. With efficient & quiet operation, as well as optional Wi-Fi control, these systems provide excellent value for money as single or multi-split systems.

Key Features & Benefits

- Stylish white design
- Utilises lower GWP R32 refrigerant
- Optional Wi-Fi interface enabling control & monitoring via the MELCloud app
- Daily timer for greater control of scheduling
- Multi-Split connection to MXZ-HA
- Compatible with Plasma Quad Connect - an innovative, bolt-on air purifying device which neutralises viruses, bacteria, allergens, PM2.5, mould and dust. For more information, please refer to page 1.1.7



Floor Mounted Systems

- Extremely versatile
- Designed for wall installation at floor level
- Compact design makes installation easy
- 3 models available from 2.5 - 5.0kW

MFZ-KT R32

Floor Mounted System

Inverter Heat Pump



The **MFZ-KT** floor mounted system is extremely versatile and is designed for wall-attached installation at floor level. Lightweight and compact in design, this unit is ideal for applications such as conservatories, garden rooms and small offices where wall space is limited.

Key Features & Benefits

- Lightweight, floor mounted design for easy installation
- Auto-swing vane feature provides a natural and comfortable airflow
- Controller with built-in timer
- Optional Wi-Fi interface enabling control & monitoring via the MELCloud app



Olive Air

FTXP-N / RXP-N

Wall Mounted – Low Inverter



Discreet, wall-mounted unit providing high efficiency and comfort



WI-FI ADAPTOR

Notes & Features:

- › Class 20-35 fan coils are supplied with IR remote controller ARC480A78; class 50-71 fan coils use IR remote controller ARC480A53
- › Whisper-quiet in operation down to 19 dBA
- › Wifi adaptor included as standard
- › The unit's compact dimensions make it ideal for renovation projects, especially for above door installation
- › Space-saving contemporary wall-mounted design

FTXM-R / RXM-R

Wall Mounted – Standard Inverter



Attractive, wall-mounted design with perfect indoor air quality



WI-FI ADAPTOR

Notes & Features:

- › All fan coils are supplied with infrared remote controller ARC466A67 (7-day schedule timer)
- › All fan coils have auto restart after power failure
- › Wired controller, KLIC-DDV3 and RTD-RA options cannot be combined
- › Night set mode
- › Air purification using Flash Streamer technology
- › Presence sensor and 2-area intelligent eye
- › 5 fan speeds can be selected; from high to super low
- › Heat boost function to reach set point quicker during start-up
- › Can be connected with R410A Mini VRV using BPMK boxes
- › RXM20-35R9 can reduce the sound power by a further 6 dB(A)

FTXJ-AW/S/B / RXJ-A

Wall Mounted – Emura



Design at its best, delivering superior efficiency and comfort



WI-FI ADAPTOR

Notes & Features:

- › All fan coils are supplied with colour matching infrared remote controller ARC488A1 (7-day schedule timer)
- › All fan coils have auto restart after power failure
- › Wired controller, KLIC-DDV3 and RTD-RA options cannot be combined
- › Sleek, low profile design
- › Night set mode
- › Improved air purifying filter: superior purification and deodorisation of the air inside the room
- › Two-area intelligent eye and presence sensor
- › Five fan speed can be selected; from high to super low
- › Can be connected with R410A Mini VRV using BPMK boxes
- › RXJ20-35A can reduce the sound power by a further 6 dB(A)
- › Latest indoor air quality Flash Streamer technology included

Wall Mounted – Stylish



The most compact and efficient wall-mounted unit on the market, coupled with a modern and striking design

Notes & Features:

- › All fan coils are supplied with infrared remote controller ARC466A58
- › New fan with Coanda effect for optimum air distribution and indoor comfort
- › New grid eye sensor redirects air away from the occupants in the room
- › Flash Streamer technology helps improve indoor air quality



WI-FI ADAPTOR

- › Can be connected with R410A Mini VRV using BPMK boxes except for CTXA
- › RXA20-35A9 can reduce the sound power by a further 6 dB(A)
- › UK.FTXA42AW/BS/B/T comes with gas reducer adaptor ASYCPIR from 12.7 (1/2) mm to 9.52 (3/8)

FTXZ-N / RXZ-N

Wall Mounted – Ururu Sarara



Complete climate control with (de)humidification, air purification and ventilation with top efficiencies in heating and cooling

Notes & Features:

- › All fan coils are supplied with infrared remote controller ARC477A1
 - › The supplied humidifying hose is 8m long
- Complete climate control with dehumidification, ventilation, air purification and heating and cooling
- Self cleaning filters ensure optimum air quality and efficiency of operation
- Three-area intelligent eye ensures air is directed away from people in the room



WI-FI ADAPTOR

Olive Air



FUJITSU | AIR CONDITIONING



Olive Air

> ECO Series (Compact Size)

Series KP



> Features

- Slim and stylish square design
- Outstanding energy-saving performance
- Comfortable airflow and quiet operation
- Smart device control (optional)
- Easy access to the flare pipe connection

> ECO Series (Comfort for Large Rooms)

Series KL



> Features

- Reduced width and compact design
- On/Off Program timer
- Powerful operation
- Economy operation
- Low ambient operation

> Standard Series (High Efficiency & Comfort)

Series KM



> Features

- Outstanding energy-saving performance
- Smart device control (optional)
- Easy access to the flare pipe connection

> Standard Series (High Efficiency & Large Rooms)

Series KM Large



> Features

- Small and lightweight outdoor unit
- Human sensor
- R32 refrigerant employed
- Smart device control (optional)

> Designer Series (Cool Beauty Design)



Cool Beauty Design

We have designed this series exclusively for the European market. Its exterior design harmonizes beautifully with any decor and adds comfortable elegance to the room. The elegant, gently curved surface gives a sense of comfort and well-being.

CMF: Color Material Finish

The texture of the front panel represents European craftsmanship. Its tone and nuance change according to the light at different times of day.

> Features

- Cool Beauty Design
- Outstanding energy-saving performance
- Comfortable airflow and quiet operation
- Smart device control (optional)

> Designer Series (High Spec & Design)

Series KG



> Features

- Slim and stylish square design
- High seasonal energy efficiency
- Quiet operation
- Smart device control (optional)
- Easy access to the flare pipe connection

Floor (Compact & Comfort)



Features

- High Energy Saving
- Flexible and easy installation
- Flexible pipe connection enables draining and piping in 6 directions
- Smart device control (optional)
- 10°C heating operation
- Low ambient operation

TOSHIBA



SEIYA















Seiya High-Wall Mounted Inverter Heat Pump

- | | |
|---|---|
|  Wall installation |  Single-split |
|  Self-cleaning |  Remote control included |
|  Automatic restart |  Dry function |
|  Hi-power |  ECO logic |
|  Auto-diagnosis |  Drain connection both sides |




SHORAI Edge

Shorai Edge High-Wall Mounted Inverter Heat Pump

- | | | |
|---|---|---|
|  Wall installation |  Single-split |  Anti-dust pre-filter |
|  Self-cleaning |  Remote control included |  Toshiba IAQ filter |
|  Automatic restart |  Dry function |  Plasma air purifier (Ag+) |
|  Hi-power |  ECO logic |  Ionizer |
|  Auto-diagnosis |  Drain connection both sides | |





EDGE DESIGN



DAISEIKAI

Daiseikai High-Wall Mounted Inverter Heat Pump

- | | |
|--|---|
|  Wall installation |  Single-split |
|  Self-cleaning |  Remote control included |
|  Automatic restart |  Dry function |
|  Hi-power |  ECO logic |
|  Auto-diagnosis |  Drain connection both sides |
|  Anti-dust pre-filter |  Plasma air purifier (Ag+) |
|  Toshiba IAQ filter |  Ionizer |



HAORI

HAORI

Haori High-Wall Mounted Inverter Heat Pump

- | | | |
|---|---|--|
|  Wall installation |  Single-split |  Anti-dust pre-filter |
|  Self-cleaning
20 Mins. |  Remote control included |  Toshiba IAQ filter |
|  Automatic restart |  DRY Dry function | |
|  Hi-power |  ECO ECO logic | |
|  Auto-diagnosis |  Drain connection both sides | |



Bluish grey



Dark grey



Light Grey



Grey beige















Dark brown



Emerald blue

Bi-flow

Bi-Flow Console Inverter Heat Pump

- | | |
|--|---|
|  Floor-mounted bi-flow |  Single-split |
|  Self-cleaning
20 Mins. |  Remote control included |
|  Automatic restart |  DRY Dry function |
|  Hi-power |  ECO ECO logic |
|  Auto-diagnosis |  Drain connection both sides |
|  Anti-dust pre-filter |  Toshiba IAQ filter |



SAMSUNG



Olive Air



RAC, R32, Wall-Mount, Luzon, 2.5kW

AR09TXHZAWKNEU

- R32
- Fast-Cooling
- Slim design

Choose your Capacity

2.5kW




RAC, R32, Wall-Mount, Cebu, 2.5kW

AR09TXFYAWKNEU

- R32
- Fast-Cooling
- Smart Control

Choose your Capacity

2.5kW



RAC, R32, Wind-Free Wall-Mount, Comfort, 2.5kW

AR09TXFCAWKNEU

- Wind-Free
- Smart Control
- R32

Choose your Capacity

2.5kW

RAC, R32, Wind-Free Wall-Mount, Avant, 2.5kW

Product Fiche



RAC, R32, Wind-Free Wall-Mount, Avant, 2.5kW

AR09TXEAAWKNEU

- Wind-Free
- Tri-care filter
- Smart Control

Choose your Capacity

2.5kW

RAC, R32, Wind-Free Wall-Mount, Elite, 2.5kW

Product Fiche

A+++



RAC, R32, Wind-Free Wall-Mount, Elite, 2.5kW

AR09TXCAAWKNEU

- Wind-Free
- Smart Control
- Motion Detector Sensor

Choose your Capacity

2.5kW

CAC, Console, Heat Pump

Product Fiche

A++



CAC, Console, Heat Pump

AC035RNJDKG/EU

- Slim and Smart Design
- 2Way Air Outlets
- Silent Mode